

NEW
YZER



Machine Room Less Elevators

NEW
YZER

▲ HYUNDAI ELEVATOR

Hyundai Elevator sets a new benchmark, moving beyond yesterday’s concept of value. Yesterday’s value which defined an elevator as a machine connecting vertical space, is fading. Hyundai Elevator presents a new standard that makes people feel safe, comfortable, and happy in elevators.

An elevator for the people:
The mission of NEW YZER



CONTENTS

- 03 Philosophy + New Technology
- 05 Philosophy + New Space

Key Features of New YZER

- 07 Smart Indicator
- 09 Car Operating Panel / Indicator / Hall Button
- 10 Ultra Slim LED Ceiling
- 11 Handrail / Glass Steel Door
- 13 Foot Button and Other Options

Cage Design of New YZER

- 15 Philosophy + New Design
- 17 New YZER Black
- 19 New YZER Bronze
- 21 New YZER Champagne Gold
- 23 New YZER Silver

Cage Design of New YZER Deluxe

- 25 New YZER Deluxe Black
- 27 New YZER Deluxe Bronze

Specifications of New YZER

- 29 Characteristics of a Machine Room Less System
- 30 Hoistway Plan and Section
- 31 Technical Data
- 32 Works to Be Done by Other Contractors
- 33 Network

A new standard of living and true concern for people **Bringing people and elevators closer**

Elevators that make people happy

Hyundai Elevator has raised these questions continuously
should an elevator be perceived only as a means of transport?
Are those convenience and attractive design should be
prioritized?

An elevator that serves as a companion to people and reflects
their needs: this is the new philosophy and technology
embraced by Hyundai Elevator's NEWYZER.

Smart Indicator

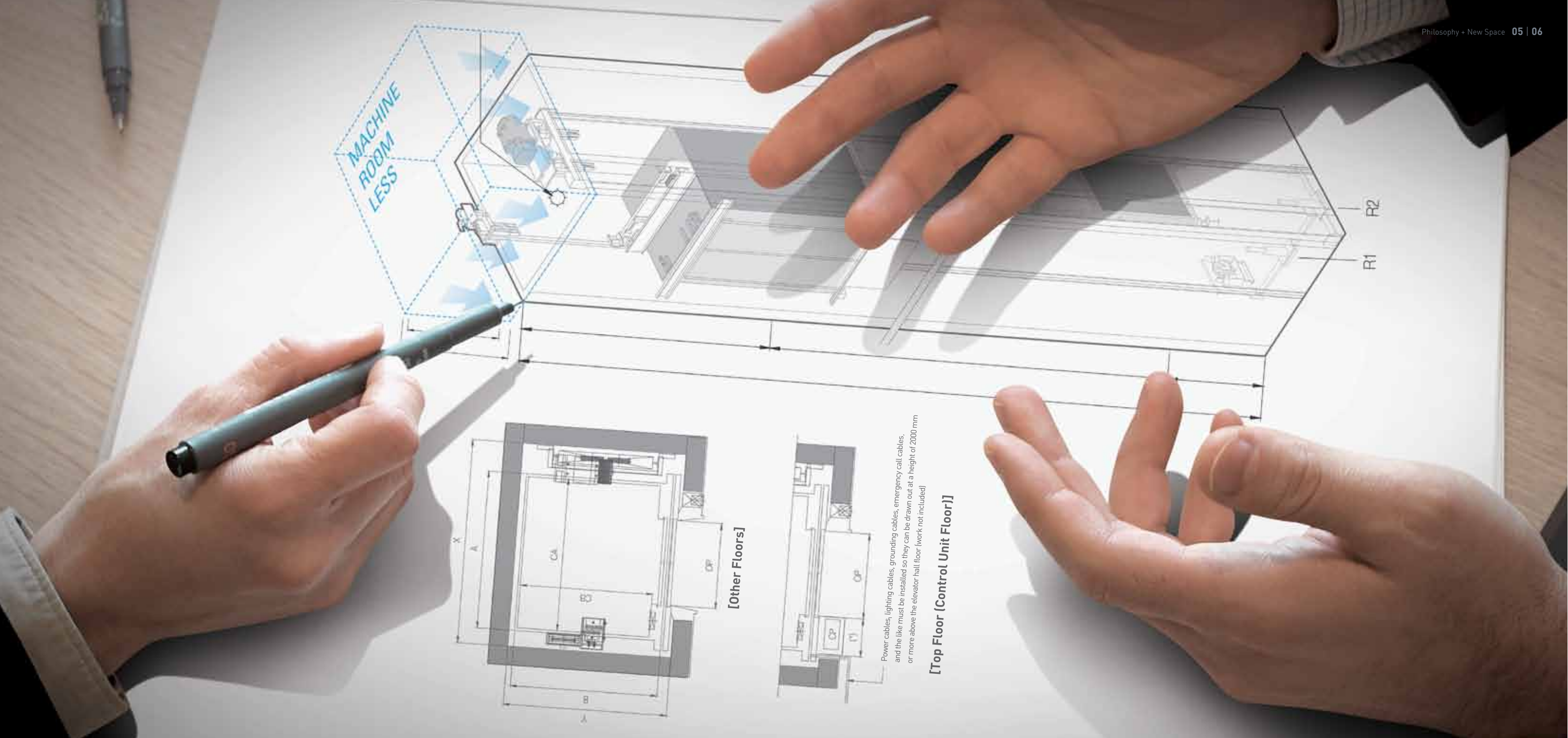
An industry first, the Smart Indicator delivers a pleasant environment in any
conditions by means of an anion double-clean system and ultrasonic
pest-repellant function. Its LCD display with an integrated CCTV assures
safer elevator operation.



Ultra Slim LED Ceiling Applied to All Products

All products are outfitted with an ultra slim LED ceiling (<50 mm), which
provides roominess in both height and width inside the elevator.





More convenient, more comfortable Elevator that understands people

An elevator that values people and space

Efficient horizontal space that allows people to get on and off an elevator with ease, as well as a ceiling height that achieves a pleasing, soothing space: this is the philosophy of space embodied by Hyundai Elevator's NEW YZER.

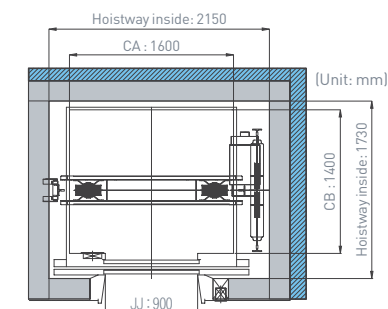
High-performance, eco-friendly traction machine

100% manufactured in Korea, the ultra-small NEW YZER traction machine delivers the world's highest standard of quality. As the essence of modern technology, it promises convenient maintenance by operating on an oil-free traction system that does not need regular oiling of its bearing unit.



Minimized hoistway size

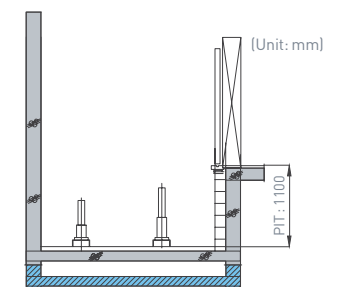
Minimized hoistway size and elimination of a machine room reduce construction costs and incidental expenses to the greatest extent thanks to a shortened construction schedule.



12.5% reduction in hoistway (1000kg capacity)
Compared with the Company's existing products

Minimized pit length (1100 mm)

Efficient pit space with a minimized length of 1100 mm has become possible through topside arrangement of the suspension structure.



400 mm reduction in length

NEWYZER

KEY FEATURES

SMART INDICATOR




PI-L210

Smart care for health

Double-clean system maintains clean air in the elevator

Double-Clean System Equipped with Air-Cleaning and Antiseptic Functions
An anion-generating Air Cleaner that works year-round and an indicator combines to produce an all-in-one design. Clean interior air quality is maintained through the complete elimination of undesirable active oxygen and germs. Visual recognition of system operation is easy since Air-Clean, Anion, and Anti-Virus are displayed in sequence.



- Over 100,000 anions are released per 1 cc of air, keeping air clean and fresh at all times.
- More than 99% of harmful substances, including viruses, are removed (after four hours' operation).
- This system achieves eliminating malodorous substances.

Promotion of interior air circulation
Alongside the Smart Indicator and the fan at the rear of the ceiling which is a cover-change type, making it easy to clear away dust and promote the circulation of inside air.



Smart care for safety

Smart Indicator helps passengers to see safety functions with their own eyes.



CCTV Security Info Display System
When CCTV is operated, the Smart Indicator displays a CCTV graphic. This prevents crime by alerting people for potential crimes in a closed space.
* CCTV Security Info Display System requires installation of CCTV (optional).



Ultrasonic Pest-Repellant Function
Colorless and odorless ultrasonic waves eradicates, mosquitoes and other pests, to create a pleasant interior space, which up to now was hard to achieve due to frequent door-opening.

Smart care for time

An LCD panel provides information that notifies elevator users of the date, time, etc.

Time/Date Info Display
An LCD display improves user convenience by providing easy access to information such as date, time, and floor. It boasts a sophisticated design and dramatically enhanced readability.



NEWYZER

KEY FEATURES

CAR OPERATING PANEL / INDICATOR / HALL BUTTON



Car Operating Panel for Disabled persons
A disabled-accessible car operating panel is finished with neat, easy-to-read buttons employing the latest design elements. Its user-friendly design allows disabled users to intuitively recognize the floor they selected.

NEWYZER Family Look

The Round Corner, which is adopted in car cage as identity of Hyundai Elevator's product matches a two-tone black and silver to complete the family look. Gentle sloping in the users' direction enables convenient operation and perception. The operating panel, indicator, and hall button all share an open-type design, allowing for easier maintenance.

Hall Button



HIP-DA64 HIP-LA64 (Option) HPB-A64



HIP-DB64 HIP-LB64 (Option) HPB-B64



LED CEILING



Ultra Slim LED Ceiling


Eco-friendly LED ceiling provides higher, roomier space and reduces eye fatigue.

- Ultra Slim LED Ceiling (<50 mm) Applied to All Products**
- Higher ceiling offers a more spacious and pleasant interior space.
 - Reduced power consumption lowers maintenance costs and brighter interior space eases eye fatigue.

Indicator



PI-D800 PI-L800 (Option) PI-D700 PI-L700 (Option)



NEWYZER

KEY FEATURES & OPTIONS

HANDRAIL



Anti-Virus Handrail

Handrails are exposed to many germs through constant touching, but the use of antimicrobial materials protects users from harmful viruses.

Virus-Resistant Materials

The safest, most convenient handrails employ the latest ergonomic design and motion analysis as well as antimicrobial materials.



OPTIONS

GLASS STEEL DOOR



Bronze (GDA - A7BZ)



Silver (GDA - A8SV)



Gold (GDA - A9GD)



Master Line (GDP - MLSV)



Moru (GDP - MRBL)



Square Dot (GDA - SDGD)

NEWYZER
OPTIONS

TOUCHLESS FOOT BUTTON



The move-up function is applied to the building’s first floor and below, and the move-down function to the second floor and above. Two buttons need to be installed to provide both up and down functions.



Patent Registered

World’s First Touchless Foot Button

Hyundai Elevator obtained a patent on touchless foot button to enhance users convenience. It allows people who are holding something in their hands or are unable to use their arms to operate the elevator through foot movement.



HIP-DB64F



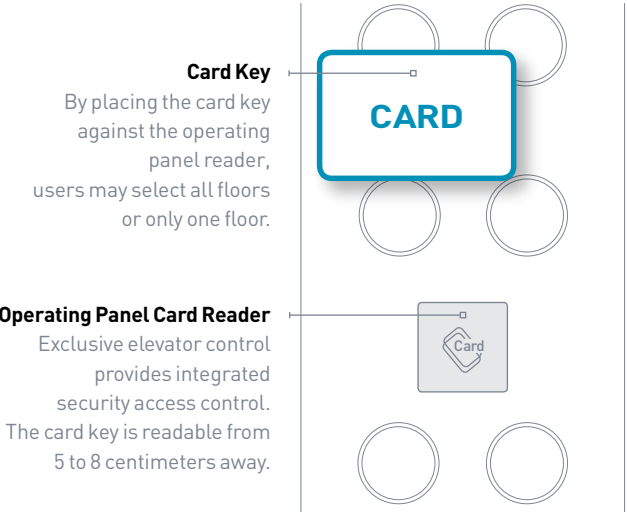
HPB-B64F

IBS SYSTEM (CARD KEY)



IBS System (Card key)

It enables effective security and crime prevention by limiting entry/exit by outsiders.



BLACK BOX-TYPE CCTV/ MULTI-BEAM DOOR SAFETY DEVICE



Black Box-Type CCTV

CCTV camera records all elevator activity including passengers, ensuring security control on a real-time basis.

Multi-Beam Door Safety Device

Multibeam sensor detects passenger movement and automatically opens the door, helping prevent accidents.

Design that blends user preferences with cutting-edge sensitivity

An elevator with a sensitive touch

Sensitive elevator that interacts with people

Hyundai Elevator places top priority on users' preferences because it considers an elevator more than a machine for moving people.
Harmonizing technology with artistry to achieve the perfect blend of beauty and comfort: this is the design philosophy behind Hyundai Elevator's NEW YZER.

NEW YZER BLACK




NEW YZER BRONZE



NEW YZER CHAMPAGNE GOLD



NEW YZER SILVER



Interior Design That Embodies Hyundai Elevator's Unique Product Design
The Round Corner, representing Hyundai Elevator's design philosophy, takes passenger safety into account while promoting a relaxing mood. The Round Corner presented by NEW YZER is applied to the walls, indicator, buttons, operating panel board, and other car features. Hyundai Elevator's unique, universal design places a priority on safe and convenient elevator use.

Design Collection

NEW YZER BLACK (NYS-BLACK)

NEW YZER's functional and contemporary design are suitable for all kinds of interiors. With its modern two-tone black and silver, it evokes a luxurious and sophisticated feel.



Front image

Rear image

CAR DESIGN

- Ceiling → CD199B / Art-Metal Silver (AM01), LED Bar-Type Module (P022), Ceiling Panel (Painted Steel P021)
- Car Wall → Art-Metal Silver (AM08), NST Embo Beads, NST Titanium Black Embo Beads
- Transom Panel → Art-Metal Silver (AM08)
- Handrail → 1FG / Virus-Resistant Single Bar (Dark Gray), Aluminum Bracket
- Car Door → Art-Metal Silver (AM08)
- Car Operating Panel → OPP-N364
- Flooring → Deco Tile (DTE2904, DTE2905)
- Indicator → PI-L210 / Smart Indicator Anion Air Cleaner, Ultrasonic Pest Repellant



201 Type

100 Type

50 Type

ENTRANCE

- | | | |
|----------|-----------------------|---------------------------|
| 201 Type | Jamb | → NST Hairline / 201 Type |
| | Transom Panel | → Art-Metal Silver (AM08) |
| | Door | → Art-Metal Silver (AM08) |
| | Hall Button Indicator | → HPB-A64
→ PI-D700 |
| 100 Type | Jamb | → ST Hairline / 100 Type |
| | Door | → Art-Metal Silver (AM08) |
| | Hall Button | → HIP-DA64 |
| 50 Type | Jamb | → NST Hairline / 50 Type |
| | Door | → Art-Metal Silver (AM08) |
| | Hall Button | → HIP-DA64 |

Design Collection

NEW YZER BRONZE (NYS-BRONZE)

This design has a refined, classical design that imparts a regal ambiance. It goes well with elegant and dignified building interiors. Its color as Urban classic style adds to its elegance.



Front image

Rear image

CAR DESIGN

- | | | |
|---------------------|---|---|
| Ceiling | → | CD199A / Aluminum (Silver), PC ABS, LED Lighting Ceiling Panel (Painted Steel P025) |
| Car Wall | → | Art-Metal Bronze (AM07), NST Embo Beads |
| Transom Panel | → | Art-Metal Bronze (AM01) |
| Handrail | → | 1FW / Virus-Resistant Single Bar (Wood Pattern), Aluminum Bracket |
| Car Door | → | Art-Metal Bronze (AM07) |
| Car Operating Panel | → | OPP-N364 |
| Flooring | → | Deco Tile (DTW2952) |
| Indicator | → | PI-L210 / Smart Indicator
Anion Air Cleaner,
Ultrasonic Pest Repellant |

ENTRANCE

- | | | | |
|----------|---------------|---|-------------------------|
| 201 Type | Jamb | → | NST Hairline / 201 Type |
| | Transom Panel | → | Art-Metal Bronze (AM01) |
| | Door | → | Art-Metal Bronze (AM07) |
| | Hall Button | → | HPB-A64 |
| | Indicator | → | PI-L700 (LCD Option) |
| 100 Type | Jamb | → | NST Hairline / 100 Type |
| | Door | → | Art-Metal Bronze (AM07) |
| | Hall Button | → | HIP-DA64 (LCD Option) |
| 50 Type | Jamb | → | NST Hairline / 50 Type |
| | Door | → | Art-Metal Bronze (AM07) |
| | Hall Button | → | HIP-DA64 (LCD Option) |



201 Type

100 Type

50 Type

Design Collection

NEW YZER CHAMPAGNE GOLD (NYS-GOLD)

Its modern design featuring an ornamental pattern makes the space more alluring and eye-catching. The champagne gold color which adds a sense of luxury and refinement is set off by the rhythmic floral pattern inspired by nature, to create a lively yet noble atmosphere.



Front image

Rear image

CAR DESIGN

- Ceiling → CD199A / Aluminum (Silver), PC ABS, LED Lighting Ceiling Panel (Painted Steel P021)
- Car Wall → Art-Metal Gold (AM01, AM09), NST Embo Beads
- Transom Panel → Art-Metal Gold (AM01)
- Handrail → 1FW / Virus-Resistant Single Bar (Wood Pattern), Aluminum Bracket
- Car Door → Art-Metal Gold (AM01)
- Car Operating Panel → OPP-N364
- Flooring → Deco Tile (DTE2244, DEW5717)
- Indicator → PI-L210 / Smart Indicator, Anion Air Cleaner, Ultrasonic Pest Repellent



201 Type

100 Type

50 Type

ENTRANCE

- | | | |
|----------|-----------------------|---------------------------|
| 201 Type | Jamb | → NST Hairline / 201 Type |
| | Transom Panel | → Art-Metal Gold (AM01) |
| | Door | → Art-Metal Gold (AM09) |
| | Hall Button Indicator | → HPB-A64
→ PI-D700 |
| 100 Type | Jamb | → NST Hairline / 100 Type |
| | Door | → Art-Metal Gold (AM09) |
| | Hall Button | → HIP-DA64 |
| 50 Type | Jamb | → NST Hairline / 50 Type |
| | Door | → Art-Metal Gold (AM09) |
| | Hall Button | → HIP-DA64 |

Design Collection

NEW YZER SILVER (NYS-SILVER)

This NEW YZER matches well with a modern interior design thanks to its light, airy feel.
Its young and casual look enhances a building’s exquisite beauty.



Front image

Rear image

CAR DESIGN

- | | |
|---------------------|--|
| Ceiling | → CD191A / Art-Metal Silver (AM08), LED Bar-Type Module (P022), Ceiling Panel (Painted Steel P024) |
| Car Wall | → Art-Metal Silver (AM01, AM08), NST Embo Beads |
| Transom Panel | → Art-Metal Silver (AM01) |
| Handrail | → 1FG / Virus-Resistant Single Bar (Dark Grey), Aluminum Bracket |
| Car Door | → Art-Metal Silver (AM01) |
| Car Operating Panel | → OPP-N364 |
| Flooring | → Deco Tile (DTE2116, DTE2109) |
| Indicator | → PI-L210 / Smart Indicator
Anion Air Cleaner,
Ultrasonic Pest Repellent |



201 Type

100 Type

50 Type

ENTRANCE

- | | | |
|----------|---------------|---------------------------|
| 201 Type | Jamb | → NST Hairline / 201 Type |
| | Transom Panel | → Art-Metal Silver (AM08) |
| | Door | → Art-Metal Silver (AM08) |
| | Hall Button | → HPB-A64 |
| | Indicator | → PI-L700 (LCD Option) |
| 100 Type | Jamb | → NST Hairline / 100 Type |
| | Door | → Art-Metal Silver (AM08) |
| | Hall Button | → HIP-DA64 (LCD Option) |
| 50 Type | Jamb | → NST Hairline / 50 Type |
| | Door | → Art-Metal Silver (AM08) |
| | Hall Button | → HIP-DA64 (LCD Option) |

Design Collection

NEW YZER DELUXE BLACK (NYD-BLACK)

With a design that effortlessly unites sophistication with modernity, this exclusive version of NEW YZER imparts a clear sense of prestige. Its deluxe black interior arouses a deep impression, giving it a classy touch.



Front image

Rear image

CAR DESIGN

- Ceiling → CD399A / Barrisol, LED Lighting Lighting Unit (Painted Steel P022), Ceiling Panel (Painted Steel P024)
- Car Wall → Art-Metal Black (AM07), NST Embo Beads, Mirror
- Transom Panel → Mirror
- Handrail → 1LB/ Virus-Resistant Bar (Metallic Black), Aluminum Bracket, LED Lighting
- Car Door → Art-Metal Black (AM07)
- Car Operating Panel → OPP- N464 / Mirror
- Flooring → Deco Tile (DTE2241, DTM2257)
- Indicator → PI-L210 / Smart Indicator Anion Air Cleaner, Ultrasonic Pest Repellant

ENTRANCE

- | | | |
|----------|-----------------------|-------------------------------|
| 201 Type | Jamb | → NST Hairline / 201 Type |
| | Transom Panel | → Art-Metal Black (AM01) |
| | Door | → Glass Steel Door (GDA-A7BL) |
| | Hall Button Indicator | → HPB-B64
→ PI-L800 |
| 100 Type | Jamb | → NST Hairline / 100 Type |
| | Door | → Art-Metal Black (AM07) |
| | Hall Button | → HIP-LB64 |
| 50 Type | Jamb | → NST Hairline / 50 Type |
| | Door | → Art-Metal Black (AM07) |
| | Hall Button | → HIP-LB64 |



201 Type



100 Type



50 Type

Design Collection

NEW YZER DELUXE BRONZE (NYD-BRONZE)

This high-end NEWYZER creates an aura of exquisite handiwork that goes well with a chic, classy interior design. Its deluxe style, based on time-honored craftsmanship, arouses a sense of elegance and grace that one seldom encounters.



Front image

Rear image

CAR DESIGN

- | | |
|---------------------|--|
| Ceiling | → CD319A/ Aluminum (Silver), Barrisol, LED Lighting Ceiling Panel (Painted Steel P022) |
| Car Wall | → Art-Metal Bronze (AM01, AM09), Mirror |
| Transom Panel | → Mirror |
| Handrail | → 1LB/ Virus-Resistant Bar (Metallic Black), Aluminum Bracket, LED Lighting |
| Car Door | → Art-Metal Bronze (AM09) |
| Car Operating Panel | → OPP-N464 / Mirror |
| Flooring | → Deco Tile (DTE2127, DTE2128) |
| Indicator | → PI-L210 / Smart Indicator
Anion Air Cleaner,
Ultrasonic Pest Repellent |



201 Type

100 Type

50 Type

ENTRANCE

- | | | |
|----------|---------------|-------------------------------|
| 201 Type | Jamb | → NST Hairline / 201 Type |
| | Transom Panel | → Art-Metal Bronze (AM01) |
| | Door | → Glass Steel Door (GDA-A9BZ) |
| | Hall Button | → HPB-B64 |
| | Indicator | → PI-L800 |
| 100 Type | Jamb | → NST Hairline / 100 Type |
| | Door | → Art-Metal Bronze (AM09) |
| | Hall Button | → HIP-DB64 |
| 50 Type | Jamb | → NST Hairline / 50 Type |
| | Door | → Art-Metal Bronze (AM09) |
| | Hall Button | → HIP-DB64 |

Minimal Space, Maximum Value!

In 1999, Hyundai Elevator introduced the YZER, Korea's first MRL (Machine Room Less) elevator.
In 2015, the company rewrote MRL history with the introduction of the NEWYZER.
By minimizing hoistway size, the NEWYZER reduces spatial needs while increasing customer value.



Enhanced Safety through the Application of International Standards

- Guaranteed safe operation by using ropes that meet international standards
- Ensuring safety by adopting a safety standard of at least 16 even when using 6 mm rope

Simple Installation, Fast Delivery

- **Application of rail mounting-type traction system**
 - Easy to set up because beam sleeve installation at top of the hoistway is not necessary
- **20% shorter installation period**
 - Not necessary to build footholds at the top and bottom of the hoistway
 - Simplified process through the use of jigs for exclusive use



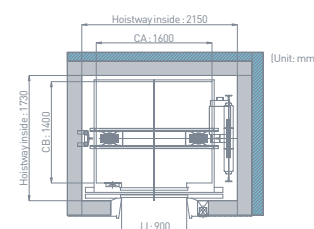
Improved safety and operating efficiency

- High-performance permanent magnet synchronous motor made in Korea
- Energy-saving
- Reduced door noise and lower maintenance costs
- Smooth and fast operating



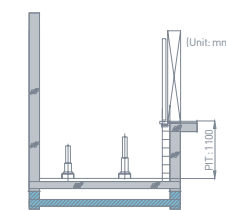
Less burden on construction design and lower construction costs

- Minimum hoistway size



12.5% reduction in hoistway
(1000kg capacity elevator)

- Minimum pit depth (1100 mm)



400 mm reduction in depth

Easier maintenance and improved customer safety

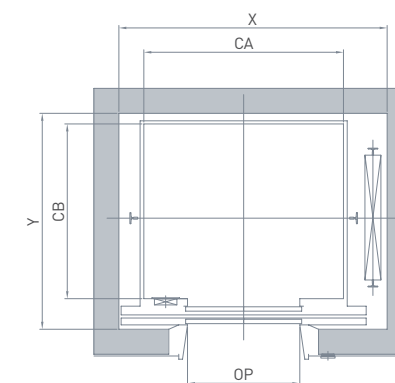
- **A high-performance, eco-friendly traction machine with a proven track record**
 - Oil-free traction system not requiring regular oiling of the bearing unit
 - Easier to maintain because on-site brake adjustment is not necessary
 - World-leading quality through direct manufacturing in Korea using proprietary technology
- Application of DNV, CE, TÜV and CSA-certified for system



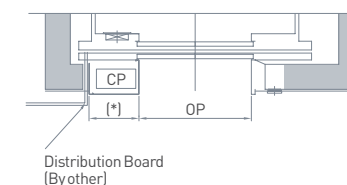
Hoistway Plan and Section

NEWYZER's hoistway, which exploits minimal space, is the product of extensive R&D by Hyundai Elevator's leading technical experts. Besides contributing to superior performance and riding comfort, it achieves a refined architectural design. The end result is the most efficient use of building space, lower construction costs, and easier maintenance.

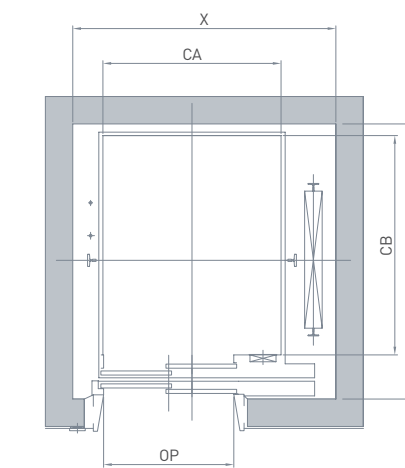
Layout of Hoistway



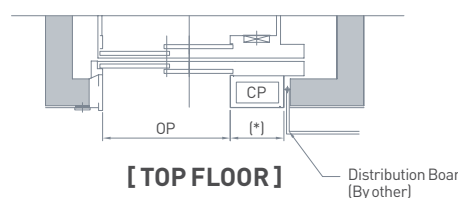
[TYPICAL FLOORS]



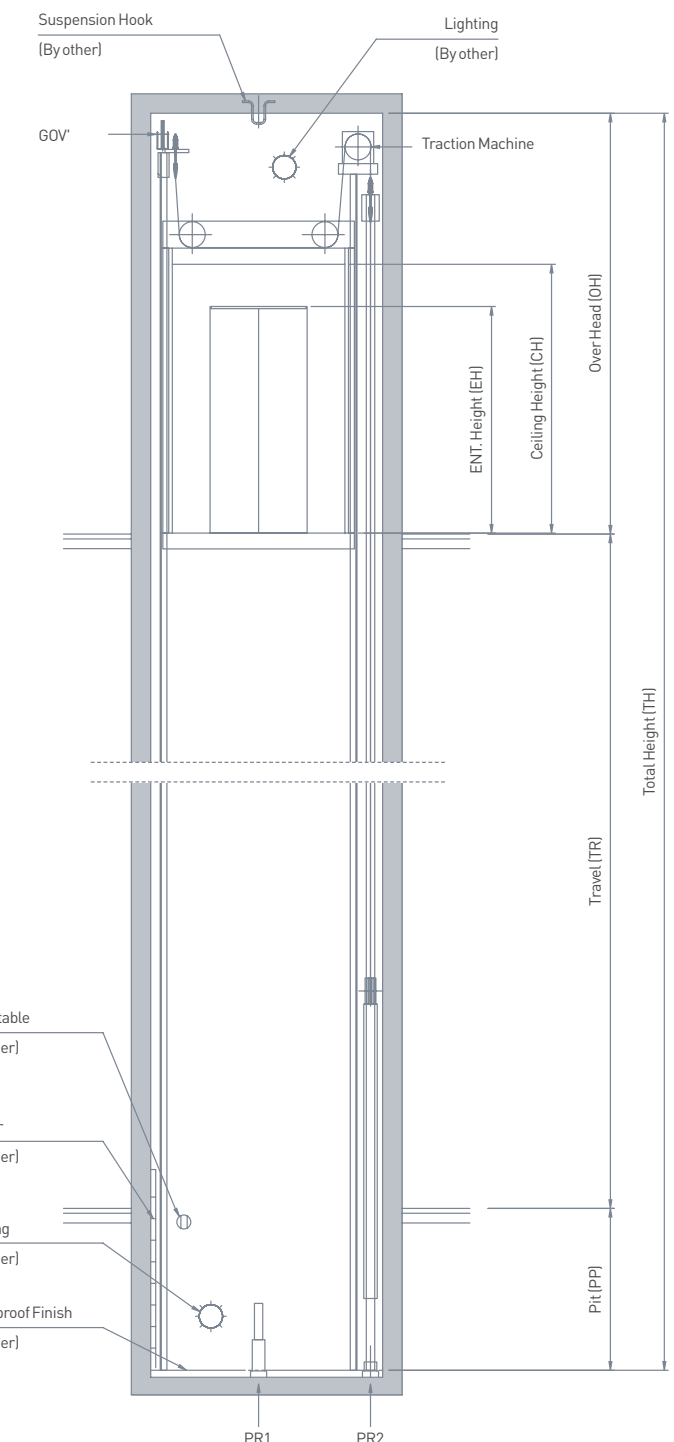
[TOP FLOOR]



[TYPICAL FLOORS]



[TOP FLOOR]



Notes:

1. The lighting of hoistway should be installed less than 500mm from above the ceiling of hoistway and within 500mm above the bottom of the pit.(By others)
2. Machine room temperature should be maintained below 40°C with ventilating fan and/or air conditioner(if necessary) and humidity below 90%

Technical Data

Standard Dimensions and Reactions

		Speed (m/sec)	Capacity		Opening Type	Clear Opening	Car Size (mm)	Hoistway Size (mm)	Control Panel Box (mm)		PIT Reaction (Kg)	
			Persons	Kg		OP	CA × CB	X × Y	[*]		PR1	PR2
Center	Manufacturer Standard	1.0 1.5 1.75	8	550	2P-CO	800	1250 × 1150	2050 x 1500	430		6500	5400
			9	600		800	1250 × 1240	2050 x 1600	430		6800	5600
			10	700		800	1250 × 1350	2050 x 1700	430		7300	5900
			11	750		800	1250 × 1450	2050 x 1800	430		7600	6100
			13	900		900	1600 × 1350	2300 x 1700	430 (1.0 mps) 505 (1.5~1.75mps)		8400	6600
			15	1000		900	1600 × 1400	2300 x 1750	430 (1.0 mps) 505 (1.5~1.75mps)		8900	6900
			17	1150		1000	1800 × 1400	2400 x 1750	505		11800	9500
			20	1350		1000	1800 × 1600	2500 x 2200	505 In Hoistway (1.75mps)		13400	10700
			24	1600		1100	2000 × 1700	2700 x 2250	505 In Hoistway (1.5~1.75mps)		14200	11000
	EN81	1.0 1.5 1.75	6	450	2P-CO	700	1100 x 1100	1700 x 1450	430		6500	5400
			7	550		800	1100 x 1300	1800 x 1650	430		6500	5400
			8	630		800	1100 x 1400	1800 x 1750	430		6800	5600
							1400 x 1100	2000 x 1450	430		6800	5600
			9	700		800	1250 x 1 400	1850 x 1750	430		7300	5900
			10	800		800	1300 x 1400	1900 x 1750	430		7600	6100
			12	900		900	1600 x 1300	2200 x 1650	430 (1.0 mps) 505 (1.5~1.75mps)		8400	6600
						900	1600 x 1400	2200 x 1750	430 (1.0 mps) 505 (1.5~1.75 mps)		8900	6900
						1100	2100 x 1100	2700 x 1450	505		8900	6900
			15	1150		1000	1800 x 1400	2400 x 1750	505		11800	9500
			18	1350		1000	1800 x 1600	2500 x 2200	505 In Hoistway (1.75mps)		13400	10700
			21	1600		1100	2000 x 1700	2700 x 2250	505 In Hoistway (1.5~1.75mps)		14200	11000
Side	EN81	1.0 1.5 1.75	6	450	2P-SO	800	1100 x 1100	1700 x 1550	430		6250	5300
			7	550		800	1100 x 1300	1700 x 1700	430		6500	5400
			8	630		800	1100 x 1400	1700 x 1800	430		6800	5600
			9	700		800	1200 x 1400	1800 x 1800	430		7300	5900
			10	800		800	1300 x 1400	1900 x 1800	430		7600	6100
			12	900		900	1300 x 1600	1900 x 2000	430 (1.0 mps) 505 (1.5~1.75mps)		8400	6600
						900	1100 x 2100	1700 x 2500	430 (1.0 mps) 505 (1.5~1.75 mps)		8900	6900
						1200	2100 x 1100	2700 x 1550	505		8900	6900
			15	1150		1000	1200 x 2200	1800 x 2650	505		11800	9500
			18	1350		1100	1300 x 2300	2000 x 2750	505 In Hoistway (1.75mps)		13400	10700
			21	1600		1200	1400 x 2400	2100 x 2850	505 In Hoistway (1.5~1.75mps)		14200	11000

1. For dimensions other than standard specifications, please contact us.

2. The above hoistway dimensions represent minimum requirements. In the event of a discrepancy in construction, demolition and rebuilding shall be performed by other contractors.

3. When the height between elevator hall sills exceeds 11 m, an emergency exit or battery device must be applied to the hoistway.
For inquiries, please consult with us.

4. The double entrance type can be used in certain cases only. For inquiries about hoistway size, please consult with us.

5. In case the emergency stop equipment is applied to the counter weight, please contact us for inquiries.

6. If hoistway has a steel frame structure, components must have a value equal to or greater than the reaction force on rails. Please contact us for inquiries.

Overhead & Pit Depth				[unit: mm]
Duty Load (kg)	Speed (m/s)	Overhead (OH)	Pit Depth (PP)	
450 ~ 1150	1.0	CH+1300	1100	
	1.5	CH+1400	1300	
	1.75	CH+1500	1350	
1350 ~ 1600	1.0	CH+1400	1200	
	1.5	CH+1600	1350	
	1.75	CH+1700	1400	

1. Above dimentions are applied base on standard car size & opening size.
For other applicable dimensions, please contact us.

2. In case of 1.0 m/s, Pit depth should be increased 200mm to apply the compensation device.

3. When non-satandard capacities and dimensions are required to meet the local code, Please consult us.

Works to Be Done by Other Contractors

The following works of building and electrical are not included in the elevator contract, and shall be performed by other contractors.

Building Work

• Hoistway

1. Drilling holes in the walls near the elevator entrance on each floor
(for the entrance, hall button, hall lantern, etc.) and wall & floor-finish work
after elevator installation (including mortar grouting)

2. Installation of steel reinforcement to fix jambs on the left and right sides of the
entrance

3. Installation of ladder for pit inspection

4. Finish work after waterproofing of the inside of pit and mounting of the buffer

5. Supply and installation of hoistway enclosure or separating beam materials
(when necessary)

6. Construction of concrete or beam-structured hoistway walls (at least 150 mm
thick) where rail brackets can be fixed
7. Removal of wedge pins and molds from, and cleaning of, hoistway walls

8. Provision of space (at no cost) where construction equipment and materials
can be stored

9. Destruction of concrete structures which are inconsistent with design plans
and necessary finish work

10. Installation of lighting fixtures in the hoistway (minimum 100 lux lights to be
installed at top and bottom of the hoistway)

11. Hoisting beam or hook installation to lift machines to the top of hoistway ceiling

12. Miscellaneous (as indicated in drawings)

Electrical Work

• Hoistway

1. Electrical outlet wiring

2. Piping and wiring for electric wires from the monitoring system to the hoistway
if such a system is set up

3. Piping and wiring for electric wires if a CCTV is installed

4. Miscellaneous (as indicated in drawings)

5. Power and lighting wiring for the power supply in the hoistway
(For installed power capacity, please see drawings for power system
construction to be done by other contractors.)

6. Installation of a power distribution box including N.F.B. in the electrical room
for elevator use (It shall be installed near the hoistway. For installed power
capacity, please see drawings for power system construction to be done by
other contractors.)
7. Power system construction that maintains the line voltage fluctuation of a
power-distribution source and a light within the range of +5% to -10% and
with in ±2% respectively

8. Piping and wiring for outlets used for pit inspection lighting

9. Power supply for construction and test operation during installation (at no cost)

10. Piping and wiring for an emergency call apparatus between the elevator
control unit and the central control room/security office (electric wire
specifications: per elevator unit; UTP 0.5 mm x 2P)
- * If a steel frame-structured hoistway is set up, please contact us for hoistway
planning and other details.

Power Supply Plan

[220V/380V]

Load (kg)	Speed (m/s)	MotorCapacity (kW)	MCCB Capacity of Building (A)		Power Supply Capacity (kVA)		Power Cable Size (mm²)		Earth Wire Size (mm²)		Starting Power (kVA/car)
			1 Car	2 Cars	1 Car	2 Cars	1 Car	2 Cars	1 Car	2 Cars	
450	1.0	3.0	20/20	30/20	6	11	4/4	8/4	6/6	6/6	12
	1.5	4.5	30/20	50/30	8	16	7/4	16/6	6/6	6/6	16
	1.75	5.2	30/20	50/30	10	19	8/4	16/6	6/6	6/6	19
	1.0	3.6	20/20	40/20	7	13	5/4	10/4	6/6	6/6	14
550	1.5	5.4	30/20	50/30	10	19	8/4	16/6	6/6	6/6	19
	1.75	6.3	30/20	60/40	12	23	10/4	18/10	6/6	10/6	23
	1.0	3.9	20/20	40/30	8	15	6/4	11/6	6/6	6/6	16
	1.5	5.9	30/20	60/40	11	21	9/4	17/10	6/6	10/6	21
600	1.75	6.9	40/20	75/40	13	25	11/4	25/10	6/6	10/6	25
	1.0	4.6	30/20	50/30	9	17	7/4	16/6	6/6	6/6	18
	1.5	6.9	40/20	75/40	13	25	11/4	25/10	6/6	10/6	25
	1.75	8.1	40/30	100/50	15	29	13/6	35/16	6/6	16/6	29
750	1.0	4.9	30/20	50/30	9	18	8/4	16/6	6/6	6/6	18
	1.5	7.4	40/20	75/40	13	26	12/4	25/10	6/6	10/6	25
	1.75	8.6	40/30	100/50	15	30	13/6	35/16	6/6	16/6	29
	1.0	5.9	30/20	60/40	11	21	9/4	17/10	6/6	10/6	21
900	1.5	8.9	50/30	100/50	16	31	16/6	35/16	6/6	16/6	31
	1.75	10.3	50/30	100/60	19	37	16/6	35/16	6/6	16/10	37
	1.0	6.6	40/20	75/40	12	23	10/4	25/10	6/6	10/6	23
	1.5	9.8	50/30	100/60	18	36	16/6	35/16	6/6	16/10	35
1000	1.75	11.5	60/40	125/75	21	41	18/10	50/25	10/6	25/10	40
	1.0	7.5	40/20	75/40	14	27	12/4	25/10	6/6	10/6	27
	1.5	11.3	60/40	125/75	21	41	18/10	50/25	10/6	25/10	40
	1.75	13.2	75/40	125/75	24	47	25/10	50/25	10/6	25/10	46
1350	1.0	8.9	50/30	100/50	16	31	16/6	35/16	6/6	16/6	31
	1.5	13.3	75/40	125/75	24	47	25/10	50/25	10/6	25/10	46
	1.75	15.5	75/50	125/100	27	54	25/16	50/35	10/6	25/16	52
	1.0	10.5	50/30	100/60	19	37	16/6	35/16	6/6	16/10	37
1600	1.5	15.7	75/50	150/100	28	56	25/16	70/35	10/6	25/16	54
	1.75	18.3	75/50	150/100	32	64	29/16	70/35	10/6	25/16	61

* Power cable size is assuming max. 50 m to maintain the maximum allowable voltage drop of 5% based on the maximum starting current at operating with full load



GLOBAL SALES & SERVICE NETWORK

AFRICA

ALGERIA
Tel : 213-555-732-155
E-mail : xeletec.sarl@gmail.com

EGYPT
Tel : 20-1-066628331
E-mail : overseas@iet-hyundaelevator.com

ETHIOPIA
Tel : 251-911-851313
E-mail : ieethiopia1@gmail.com

KENYA
Tel : 254-722-667984
E-mail : lyall@skytechelevators.com

LIBYA
Tel : 218-91-735-0745
E-mail : info@lec-hyundaelevator.com

NIGERIA
Tel : 234-803-7352222
E-mail : nicolas@orionelevators.com

TUNISIA
Tel : 216-71-886-980
E-mail : idealcommercial@gnet.tn

ASIA

CAMBODIA
Tel : 855-90-216-490
E-mail : khleea7@gmail.com

CHINA
[Head Office (Factory)]
Tel : 86-21-6485-8600
E-mail : 2017407@hdel.co.kr

HONG KONG
Tel : 86-755-2585-5903
E-mail : hyundaisz@naver.com

INDIA
Tel : 91-20-3250-2190
E-mail : mmotwani@kcl.kineticindia.com
helco2019906@hdel.co.kr

INDONESIA
Tel : 62-21-631-8444
E-mail : helindo@dnnet.net.id

JAPAN
Tel : 81-3-3436-5117
E-mail : yoshimi-saitoh@daiko-s.co.jp

MALAYSIA
Tel : 603-6733-2999
E-mail : brian.lee@hem.com.my

MONGOLIA
Tel : 976-11-7015-3333
E-mail : ch-highig@yahoo.com

MYANMAR
Tel : 959-400-444598
E-mail : info@integral-ltd.com

PHILIPPINES
Tel : 632-716-0905
E-mail : hyco@pltdsl.net

SRILANKA
Tel : 94-11-2629208
E-mail : rienzie@abansgroup.com

THAILAND
Tel : 660-2348-8046
E-mail : monchaika@loxely.co.th

VIETNAM
Tel : 84-4-6282-2978
E-mail : sbpark@hdel.co.kr

EUROPE & CIS

ARMENIA
Tel : 971-4-440-49-27
E-mail : natalya@fd-jcb.am

AZERBAIJAN
Tel : 994-12-555-1744-46
E-mail : office@astexnika.com

KAZAKHSTAN
Tel : 7-717-253-8072
E-mail : dmitriy@hdel.kz

KYRGYZSTAN
Tel : 996-312-474205
E-mail : a918882@hotmail.com

MAKEDONIA
Tel : 90-216-488-8000
E-mail : hakan.ek@hmf.com.tr

POLAND
Tel : 48-61-820-8551
E-mail : mailto:maciej.dziurkiewicz@omilifts.com

RUSSIA
[Moscow]
Tel : 7-495-514-00-32
E-mail : mastersiverlift@gmail.com

[Vladivostok]
Tel : 7-423-222-98-73
E-mail : Kirienkoboris@hotmail.com

TURKEY
Tel : 90-216-488-8000
E-mail : hakan.ek@hmf.com.tr

MIDDLE EAST

BAHRAIN
Tel : 973-17702468
E-mail : elevators@nassgroup.com

IRAN
Tel : 98-21-8869-8727-36
E-mail : jafari_hyundai@yahoo.com

IRAQ
Tel : 964-7901336498
E-mail : arjoon_co@yahoo.com

ISRAEL
Tel : 972-3-9630000
E-mail : elib@ledico.com

JORDAN
Tel : 962-79-5526-713
E-mail : m_bseiso@orange.jo

KUWAIT
Tel : 965-22-457-925
E-mail : info@deal-trade.com

OMAN
Tel : 968-9286-4334
E-mail : helcomct@gmail.com

PAKISTAN
Tel : 92-21-34320601-5
E-mail : iitcpk@gmail.com

QATAR
Tel : 974-436-6689
E-mail : hmhqatar@yahoo.com

SAUDI ARABIA
Tel : 966-12-6683555
E-mail : waqqas@nsc-ksa.com

SYRIA
Tel : 963-933-234134
E-mail : terzian@scs-net.org

UAE
Tel : 971-4-294-4475
E-mail : dubai@bhnoe-hyundai.com

YEMEN
Tel : 967-1-450556
E-mail : waha62@hotmail.com

NORTH/SOUTH AMERICA

ARGENTINA
Tel : 5411-3220-2878
E-mail : ogueta@skylift.com.ar

BRAZIL
[Head office (Factory)]
Tel : 55-51-3037-8686
E-mail : syyun@hdel.co.kr

[Sao Paulo (Sales office)]
Tel : 55-11-5102-3380
E-mail : mrshin@hdel.co.kr

CHILE
Tel : 56-2-2635-3394
E-mail : lcld@cyce.cl

COLOMBIA
Tel : 57-4-444-9297
E-mail : sgiraldo@solucionesverticales.com.co

CUBA
Tel : 537-699-3412
E-mail : habanajdkim@gmail.com

DOMINICAN REPUBLIC
Tel : 809-566-7474
E-mail : cesar@eleva.com.do

ECUADOR
Tel : 593-2254-2831
E-mail : ascensorhyundai@yahoo.com

GUATEMALA
Tel : 502-2388-0000
E-mail : cd.elevatec@grupomisol.com

MEXICO
Tel : 52-55-5379-7418
E-mail : yurich@insertechmx.com

PANAMA
Tel : 507-230-3166
E-mail : asucre@elevadoresdelistmo.com

PERU
Tel : 51-1-436-1028
E-mail : yhjo7777@gmail.com

VENEZUELA
Tel : 58-212-232-8263
E-mail : ojssimon@gmail.com

HEAD OFFICE & FACTORY

2091, Gyeongchungdero, Bubal-eup,
Icheon-si, Gyeonggi-do, 467-734, Korea
tel 82. 2. 3670. 0876 / 0660
fax 82. 2. 3672. 8763~4

SEOUL OFFICE (GLOBAL SALES DIV.)

9F, East Bldg., Hyundai Group Bldg., 194,
Youlgok-ro, jongno-gu, Seoul, 110-754, Korea
tel 82. 2. 3670. 0876 / 0660
fax 82. 2. 3672. 8763~4